



ERASMUS MUNDUS SCHOLARSHIP APPLICATION GUIDE

Prepared by:

Usman Awan

Erasmus Mundus Scholar

Founder [Scholars Avenue](#)



**Funded by the
European Union**
NextGenerationEU

ABOUT ME

Hi Guys, I am Muhammad Usman, from Pakistan. My story is one of scholarship triumphs that have shaped my academic journey. I received multiple scholarships throughout my academic journey. First and foremost, Cardiff University UK with fully funded scholarship worth more than £ 30000. I also received one of the prestigious scholarships in the World, the Erasmus Mundus Scholarship in two programs, the Sustainable Ships and Shipping SEAS 4.0 and WAVES program (Waves, Acoustics, Vibrations, Engineering and Sound).



I am Helping Scholarship Aspirants for last one year through my LinkedIn page, YouTube Channels, Instagram, and Facebook Pages. Around more than, 15 students got acceptance in Erasmus Mundus Scholarship whom I personally Mentored.

Through Scholars Avenue, Usman is committed to sharing his experiences and insights, empowering aspiring scholars to realize their academic ambitions. Join us as we celebrate the transformative power of education and the boundless opportunities it presents.

Contact Me: (Click on Icons)



ABOUT SCHOLARS AVENUE

Best platform to search for Scholarships:

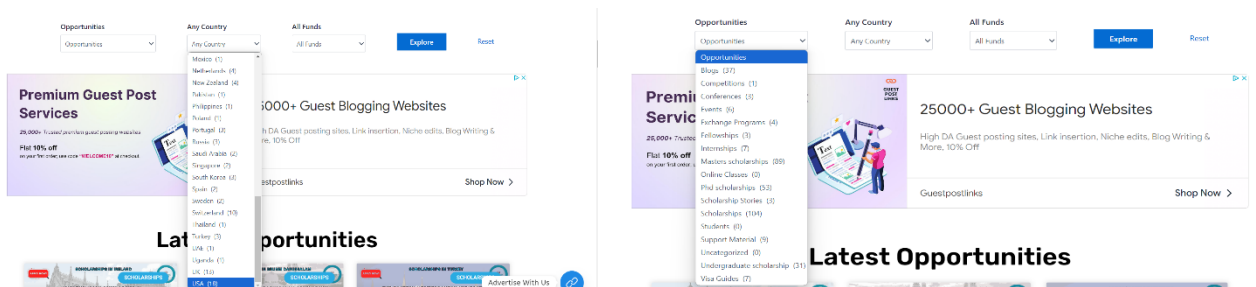
Step 1:

Click on the link: [Scholars Avenue!](https://scholarsavenue.info/)



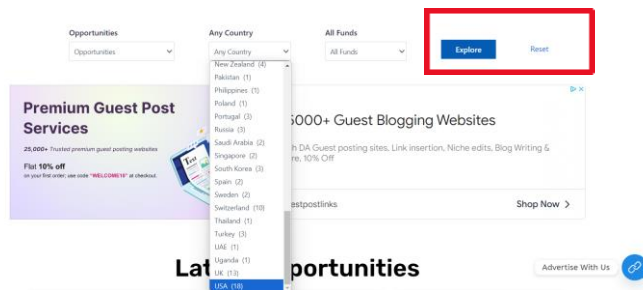
Step 2:

Select opportunities and country you are interested in (i.e. Scholarships, internships, Fellowships, Exchange Programs, and Events).



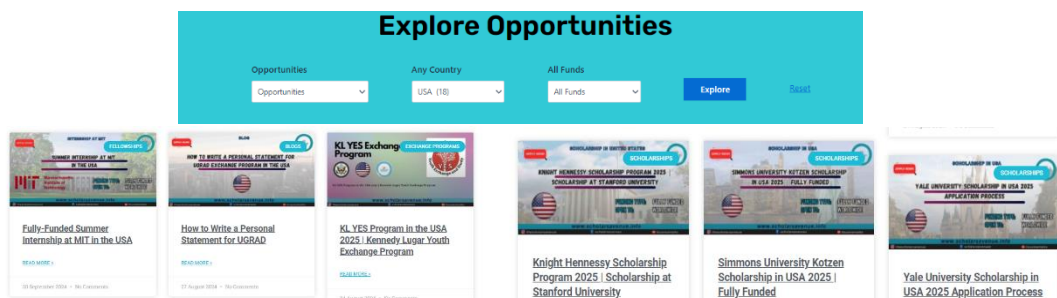
Step 3:

Click on Explore!



Step 4:

You Found Scholarships! Now Apply!



Disclaimer

Before we dive in, I want to make it clear that everything I share here is purely my personal perspective. I'm speaking from my own experiences and what I believe to be the most effective approach when applying for scholarships, particularly Erasmus Mundus. You may have a different opinion, and that's perfectly fine, but here's the strategy that has worked for me and, in my view, offers the best chance of success.

TABLE OF CONTENTS:

INTRODUCTION	7
What is ERASMUS?	7
What is ERASMUS MUNDUS?	7
WHAT IS ERASMUS MUNDUS JOINT MASTERS (EMJM)?	8
WHERE TO START?	8
HOW TO APPLY?	9
EXPLORE THE CATALOGUE	9
RESEARCH AND GATHER INFORMATION	9
PREPARE YOUR APPLICATION MATERIAL	10
REVIEW AND IMPROVE APPLICATION	10
SUBMIT YOUR APPLICATION AND STAY ALERT	10
1) EXPLORE THE CATALOGUE	11
WHICH PROGRAM YOU SHOULD SELECT?	12
HOW TO ENSURE YOUR PROFILE IS RELEVANT?	13
PROGRAM TITLES ARE DECEPTIVE	14
2) RESEARCH AND GATHER INFORMATION	17
UNDERSTANDING PROGRAM REQUIREMENTS	18
BASIC PREREQUISITES FOR ERASMUS MUNDUS	18
DOES CGPA MATTERS?	19
PROGRAM COUNTRY VS PARTNER COUNTRY	19
3) PREPARE YOUR APPLICATION MATERIAL	21
DOCUMENTS CHECKLIST FOR ERASMUS MUNDUS	22
PREPARING YOUR DOCUMENTS	23
1. DEGREE CERTIFICATE	23
2. LANGUAGE PROFICIENCY CERTIFICATE	23
3. OFFICIAL TRANSCRIPT	24
4. CURRICULUM VITAE (CV)	24
Download CV Template Here! (Click)	25
5. MOTIVATION LETTER	28
Download Motivation Letter Template Here! (Click)	31
6. RECOMMENDATION LETTERS	31
Download Recommendation Letter Template Here! (Click)	32
7. PROOF OF NATIONALITY	33
8. RESIDENCE CERTIFICATE	33
RESIDENCE CERTIFICATE TEMPLATE	35
Download Residence Certificate Template Here! (Click)	36

9. SCHOLARSHIP APPLICATION FORM	36
10. EXPERIENCE CERTIFICATES	37
11. PROGRAMME SPECIFIC DOCUMENTS	38
12. OTHER SUPPORTING DOCUMENTS	39
4) REVIEW AND IMPROVE YOUR APPLICATION	40
THE IMPORTANCE OF EXPERT FEEDBACK	41
BALANCING THE FEEDBACK WITH YOUR VISION	41
RULES OF ENGAGEMENT WITH ALUMNI AND EXPERTS	42
UTILIZING SOCIAL MEDIA FORUMS	42
STAY VIGILANT AGAINST SCAMMERS AND IMPOSTERS	44
OUR SERVICES	44
5) SUBMIT YOUR APPLICATION AND STAY ALERT	45
FOLLOW INSTRUCTIONS	46
POST-SUBMISSION: THE WAITING	48
THE EVALUATION PROCESS	48
INTERVIEW STAGE	48
TIPS FOR SUCCESSFUL INTERVIEW:	48
RESULTS AND NEXT STEPS	49
WHEN AND HOW TO APPEAL	49
THE RESERVED LIST	50
GOOD LUCK!	51

INTRODUCTION

What is ERASMUS?

The Erasmus programme, named after the Dutch scholar [Desiderius Erasmus Roterodamus](#), is the world's longest-running student exchange initiative, launched in 1987 and funded by the European Commission. Its primary goal is to support the educational, professional, and personal development of individuals across Europe and globally. Erasmus facilitates short-term student exchanges, mainly within European countries, encouraging collaboration between European universities.

Beyond academic exchanges, Erasmus promotes lifelong learning with a focus on sustainable growth, quality employment, social cohesion, innovation, and fostering a sense of European identity and active citizenship. Interestingly, the name "Erasmus" also stands for the acronym: **Eu**ROpean **C**ommunity **A**ction **S**cheme for the **M**obility of **U**niversity **S**tudents.

What is ERASMUS MUNDUS?

Erasmus Mundus is a global version of the Erasmus programme, offering something even bigger: full master's degrees with scholarships to students from all over the world. While the regular Erasmus programme focuses on short exchanges within Europe, Erasmus Mundus takes it up a notch by letting students earn their entire degree through partnerships between universities in different countries.

This means you get to study in several countries during the course of your degree, experiencing different cultures and academic environments. By the end, you'll receive a joint or multiple degrees. It's a fantastic opportunity to combine education with travel and global networking!

[You can also watch this video to better understand!](#)

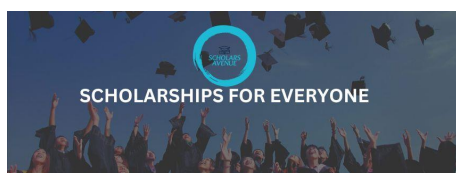


WHAT IS ERASMUS MUNDUS JOINT MASTERS (EMJM)?

Erasmus Mundus Joint Masters (EMJM), previously known as EMJMD, are top-tier master's programmes funded by the European Union through the Erasmus+ scheme. These programmes are created and delivered by a partnership of universities from different countries around the world.

The goal of EMJM is to provide students with a high-quality, internationally integrated education experience. You'll have the chance to study in multiple countries, gaining diverse perspectives and skills, all while working towards a prestigious master's degree.

You can join the following Facebook groups for more information and guidance



SCHOLARSHIPS FOR EVERYONE

[JOIN LINK!](#)

WHERE TO START?

Erasmus Mundus isn't just one programme, it's a collection of many individual master's programmes, each funded separately and governed by its own set of rules. So, your first step is to explore the Erasmus Mundus catalogue and find the programmes that best match your goals and aspirations.

Here's the link to the catalogue:

www.eacea.ec.europa.eu/scholarships/erasmus-mundus-catalogue_en

To understand how these programmes come into existence, let's look at how the catalogue is structured. Every year, under the Erasmus+ funding initiative, a call is made by the EACEA (European Education and Culture Executive Agency) for universities to apply for funding to launch new Erasmus Mundus master's programmes. Universities around the world form consortia, collaborating across countries to design and submit proposals for these programmes. After a thorough evaluation process, the selected programmes receive funding for up to six years, allowing them to admit four cohorts of students.

Filter by	Erasmus Mundus Catalogue (191)	RSS
Keywords <input type="text"/>	Showing results 1 to 20	
Country <input type="text" value="Select"/>	EMerald - https://www.em-georesources.eu/	
Duration and credits <input type="text" value="Select"/>	FilmMemory - Joint Master of Arts in European Film Heritage, History and Cultures FilmMemory - https://www.filmmemory.eu/	
Universities <input type="text" value="Select"/>	MSc in Smart Cities and Communities SMACCs - https://www.smaccs.eu/	
Field of study <input type="text" value="Select"/>	European Master For Industry in Microwave Electronics and Photonics EMIMEP - https://www.erasmus-mundus.emimep.eu/	
Year of project selection <input type="text" value="Select"/>		
<input type="button" value="Search"/> <input type="button" value="Clear filters"/>		

Once a programme secures funding, it gets added to the Erasmus Mundus catalogue. From there, each programme issues its own admissions call, opening applications for students to enrol and apply for scholarships. For example, if a programme receives funding in 2023 and starts its first cohort in 2024, it can admit new batches of students in 2025, 2026, and 2027.

However, once the programme's funding period ends, the universities involved can reapply for funding by submitting a new proposal. But they have to go through the evaluation process again, with no guarantee that they will be selected just because they were funded before. This means the Erasmus Mundus catalogue is constantly changing, some programmes may not be available next year, while new ones are introduced, and others are renewed.

HOW TO APPLY?

Applying for an Erasmus Mundus Joint Masters (EMJM) may seem daunting, but with a strategic approach, you can simplify the process. Each programme is unique, run by consortia of universities, and has specific requirements. Follow these five steps to streamline your application process:

EXPLORE THE CATALOGUE

Start by browsing the official Erasmus Mundus catalogue. Review the list of available programmes and identify the ones that match your academic background and career goals. Make sure to note the specific requirements and deadlines for each programme.

RESEARCH AND GATHER INFORMATION

Visit the official websites of the programmes you are interested in. Read all the details thoroughly, including admission criteria, required documents, and scholarship options.

Understanding the scope and structure of each programme will help you make informed decisions.

PREPARE YOUR APPLICATION MATERIAL

Once you've selected your programmes, gather all necessary documents. Update your CV, craft a compelling motivation letter, and arrange for strong reference letters. Be sure to obtain the required language certifications (e.g., IELTS, TOEFL) if applicable.

REVIEW AND IMPROVE APPLICATION

Before submitting, have your application materials reviewed by trusted mentors, professors, or alumni. Their feedback can help you refine your documents, ensuring that your application is polished and competitive.

SUBMIT YOUR APPLICATION AND STAY ALERT

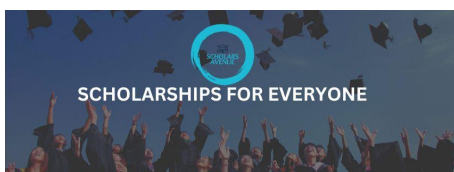
Follow the application instructions provided by each programme carefully. Submit all forms and documents on time and double-check that everything is in order. After submission, regularly check your email for updates and be prepared for interviews if shortlisted.

By following these steps, you'll be well on your way to securing a spot in the Erasmus Mundus programme of your choice!

1) EXPLORE THE CATALOGUE



You can join the following Facebook groups for more information and guidance



SCHOLARSHIPS FOR EVERYONE

[JOIN LINK!](#)

Opting for the most appropriate programme(s) that align with your educational aspirations undeniably stands as the most pivotal step in the Erasmus Mundus application process. Taking the time to make an informed choice will significantly shape your learning experience and ultimately, your future career trajectory. Explore the catalogue thoroughly, assess your own academic background and interests critically, and envision how each programme could potentially sculpt your intellectual and professional growth.

- Keep the multidisciplinary aspect of the programmes in mind while assessing your choices
- Focus on programmes' content rather than titles when making your decision

www.eacea.ec.europa.eu/scholarships/erasmus-mundus-catalogue_e

WHICH PROGRAM YOU SHOULD SELECT?

When applying for the Erasmus Mundus scholarship, one of the most critical factors to consider is the relevance of your academic background, work experience, and overall profile to the programme you're choosing. Relevancy is the key to increasing your chances of selection, as each programme looks for candidates who have the right blend of knowledge, skills, and experience aligned with the course objectives.

Remember!

“Relevancy is the Key to win Erasmus Mundus Scholarship”

Understanding Programme Expectations

Erasmus Mundus programmes are designed to provide specialized education in various fields. Each programme is built around a specific theme or focus, and universities forming consortia look for students whose prior studies and experiences match the demands of the course. For example, if you're applying for a programme in environmental sustainability, your academic background in environmental science, geography, or any related field will make your profile more compelling. On the other hand, if your experience doesn't align with the programme's focus, it may weaken your application, even if you have strong academic records.

Demonstrating a Clear Fit

Can I apply Without IELTS?
Yes and no! Language requirement Depends on each Program. Check the requirements of course you are interested in. But most of the courses in Erasmus mundus catalogue allows you to apply with English proficiency certificate from your university.

When your academic history and professional experience are directly related to the programme, it helps you demonstrate that you are a good fit. Erasmus Mundus programmes aim to cultivate leaders and experts in their respective fields, so you need to show that you are ready to dive deep into the subject matter and make meaningful contributions. A strong, relevant background reflects your readiness to excel in the chosen course.

For instance, if you're applying for a programme focused on sustainable agriculture, having prior education in agronomy or environmental sciences, or work experience in farming innovation, would make your profile a standout. A clear fit between your past and your future ambitions increases your credibility as a candidate.

HOW TO ENSURE YOUR PROFILE IS RELEVANT?

1) **Review Programme Content:**

Carefully read the course descriptions and learning objectives of the programmes you're interested in. Make sure that the skills and knowledge areas they emphasize are areas where you have academic experience or professional expertise.

2) **Check Entry Requirements:**

Many programmes have specific prerequisites. Ensure that you meet the minimum requirements for education, work experience, or language proficiency.

3) **Match Your Experience:** Reflect on your past experiences—whether academic projects, internships, or work roles—and identify how they align with the programme. Highlight these connections in your CV and motivation letter.

4) **Seek Advice:** If you're unsure whether a programme aligns with your background, reach out to past students of the programme or consult with academic advisors. They can provide valuable insights into whether the course is the right fit for you.

5) **Avoid a Generalized Approach:**

Don't apply to programmes that are unrelated to your past studies or experience simply because they seem interesting. Always ensure a direct link between your background and the programme's focus.

PROGRAM TITLES ARE DECEPTIVE

When exploring Erasmus Mundus programmes, it's important to remember that the titles can often be misleading. Instead of making snap judgments based on names alone, take the time to delve into the details; you might uncover a fascinating and interdisciplinary landscape hidden beneath seemingly straightforward labels. Let's examine two compelling examples: Sustainable Ship and Shipping 4.0 (SEAS 4.0) and Erasmus Mundus Master WAVES.

1. Sustainable Ship and Shipping 4.0 (SEAS 4.0)

At first glance, Sustainable Ship and Shipping 4.0 (SEAS 4.0) may seem focused solely on naval architecture and marine engineering. However, this innovative programme is a 90 ECTS, year-and-a-half-long course that also integrates elements of ship management, info logistics, and sustainability within the framework of Industry 4.0. Jointly offered by the University of Naples Federico II, University of A Coruna, and University of Zagreb, it caters to a diverse range of students, particularly those holding degrees in related technical fields.



In reality, SEAS 4.0 provides a multidisciplinary approach to higher education, preparing graduates for a future where digitalization and automation are pivotal in the maritime industry. The programme emphasizes the importance of innovative thinking in sustainable shipping practices and addresses contemporary challenges, demonstrating that its title is just the starting point for a comprehensive educational journey.

2. Erasmus Mundus Master WAVES

The program WAVES (Waves, Acoustics, Vibrations, Engineering and Sound) appears to focus on waves and acoustics based on its title, but it encompasses a much broader range of scientific inquiry. This two-year international Master's course, fully taught in English, awards multiple national degrees while offering students an in-depth understanding of acoustical engineering. From advanced wave modelling to the sustainable development of quiet transport systems, WAVES prepares graduates to tackle pressing issues in various industries.



WAVES exemplifies the interdisciplinary nature of Erasmus Mundus programmes by bridging fields such as environmental science, engineering, and urban planning. Graduates emerge with the skills to address the environmental impacts of noise and enhance the performance of sound systems across multiple sectors. This comprehensive educational experience highlights that the title WAVES merely hints at the vast potential and expertise awaiting students within the programme.

Explore Everything on Website

Choosing an Erasmus Mundus programme goes beyond simply analysing its curriculum. It's essential to understand the underlying *consortium dynamics* that drive each programme. Erasmus Mundus programmes are crafted through a consortium of universities, with each institution bringing its own unique strengths in research, education, and expertise. This collective pool of knowledge will significantly shape the academic experience you gain during your studies.

When evaluating a programme, don't stop at what is being taught. Dive deeper into the consortium's universities, especially if you're aiming for a Ph.D. after your master's. Investigating their research output, prominent faculty, and ongoing collaborations is key to gauging how well they align with your future research goals. These elements can greatly influence your academic path and potentially open doors to advanced research opportunities.

On the other hand, if your goal is immediate employment after your degree, focus on the countries where these universities are located. The professional landscape, job market, and industry connections vary by region. Gaining insight into these employment opportunities could have a lasting impact on your career development and success.

Elevating Your Motivation Letter

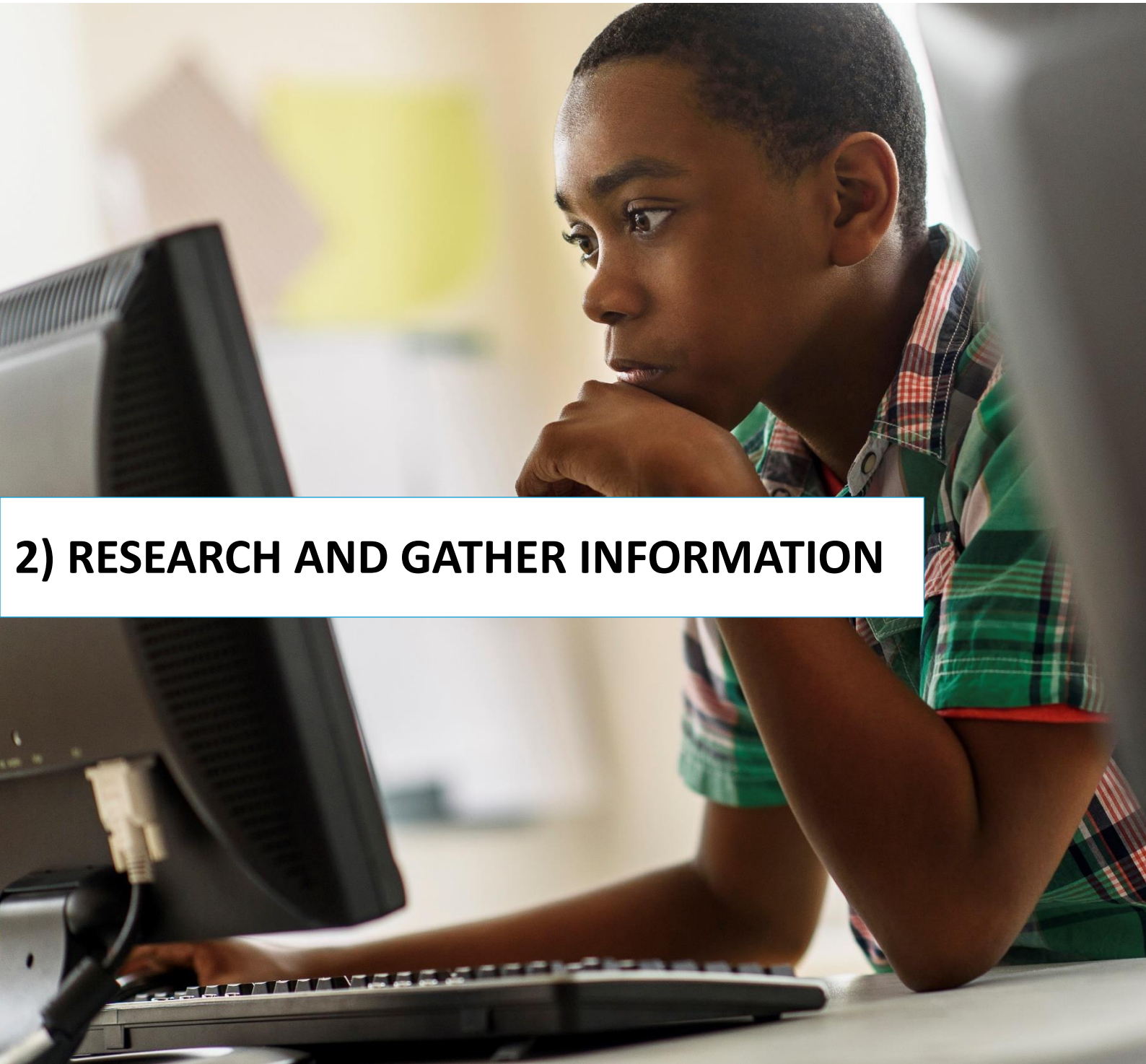
A powerful motivation letter requires more than just passion for the subject. You need to demonstrate a thorough understanding of the consortium's universities, highlighting their specific research initiatives, key faculty members, and campus environments. Admissions committees are keen on applicants who have clearly researched their choices and can articulate why they're a good fit for the programme. By showcasing your knowledge of the universities within the consortium, you'll show that your ambitions align with the academic environment they provide. This not only signals your seriousness as a candidate but also distinguishes you from others.

QUALITY OVER QUANTITY

Though you can apply to several Erasmus Mundus programmes, it's vital to focus on quality rather than quantity. Narrowing down your options and deeply investing in one or two programmes that genuinely resonate with your goals will make your applications more meaningful. The time and effort you put into selecting and applying to the right programmes will yield far better results than hastily applying to multiple programmes without a clear direction.

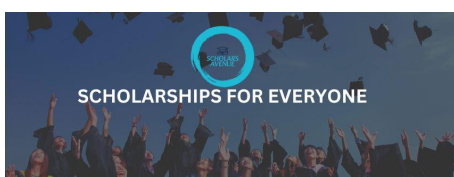
AN IMPORTANT ADVICE

Avoid the temptation to follow someone else's suggestions without fully understanding your own aspirations. Every student has different priorities, and relying on someone else's list of programmes may lead to poor choices for your future. Instead, take charge of your academic path by thoroughly exploring the Erasmus Mundus catalogue and making informed decisions based on your unique goals. Your future is too important to leave to chance—make sure your choices reflect your personal ambitions.



2) RESEARCH AND GATHER INFORMATION

You can join the following Facebook groups for more information and guidance



SCHOLARSHIPS FOR EVERYONE

[JOIN LINK!](#)

Once you've identified your Erasmus Mundus programmes of interest, the next critical step is to gather detailed information about each one. Head over to the official websites for each programme and carefully review the essential details. This includes eligibility criteria, application deadlines, scholarship options, FAQs, and the overall programme scope. It's crucial to scrutinize these aspects thoroughly to ensure you meet all the requirements.

Keep a well-organized checklist of the necessary documents, and if any are missing, make a plan to acquire them as soon as possible. Staying organized and proactive will greatly enhance your chances of submitting a successful application.

Early Preparation is Key

Don't wait until deadlines are near to start the process. Begin early, and you'll have more time to refine your application. Rushing can lead to mistakes or missing key opportunities. Patience and careful attention to detail are essential, so take your time and ensure everything is in order before submission. A well-prepared application is far more likely to succeed.

UNDERSTANDING PROGRAM REQUIREMENTS

Each Erasmus Mundus programme operates through its own official website, making it vital for you to thoroughly explore these resources to fully understand the eligibility criteria, application deadlines, and scholarship availability. Carefully review each programme's specific requirements to ensure you meet the necessary qualifications. Don't overlook the checklist of required documents for your chosen programme, as having everything in order is crucial for a smooth application process.

Filter by

Erasmus Mundus Catalogue (191) RSS

Keywords

Showing results 1 to 20

Country ▼

Duration and credits ▼

Universities ▼

Field of study ▼

Year of project selection ▼

[EMerald Master in Georesources Engineering](#)

EMerald - <https://www.em-georesources.eu/>

[FilmMemory - Joint Master of Arts in European Film Heritage, History and Cultures](#)

FilmMemory - <https://www.filmmemory.eu/>

[MSc in Smart Cities and Communities](#)

SMACCs - <https://www.smaccs.eu/>

[European Master For Industry in Microwave Electronics and Photonics](#)

EMIMEP - <https://www.erasmus-mundus.emimep.eu/>

Click on this link not on the program name above!

BASIC PREREQUISITES FOR ERASMUS MUNDUS

To qualify for an Erasmus Mundus programme, you must have completed your first higher education degree, which typically amounts to 180-240 ECTS credits, equivalent to 3-4 years of undergraduate studies in Pakistan.

If you already hold a master's degree, you can still apply, provided you have a valid reason for pursuing another one. However, be aware that some programmes may have specific preferences for applicants with prior master's degrees. Always review the programme's official website or contact the course coordinator for clarification on such matters.

Can Final Year Students Apply in Erasmus?

If you're currently in the final year of your undergraduate degree, you may still be eligible for certain Erasmus Mundus programmes. Admission in these cases is usually conditional, requiring submission of your final degree and transcripts later on. Carefully check the specific details of each programme to understand its policies for final-year applicants.

DOES CGPA MATTERS?

Erasmus Mundus programmes do not have a universal CGPA requirement. Each programme sets its own specific admission criteria, which might include a minimum CGPA alongside other factors. However, your CGPA is just one piece of the puzzle.

The selection process takes a holistic approach, evaluating your overall profile. This includes work experience, extracurricular activities, publications, online courses, volunteer work, and other accomplishments. If your CGPA isn't stellar, you can still make up for it by highlighting your strengths in these other areas. Erasmus Mundus values well-rounded candidates, so ensure your application showcases your full range of skills and experiences, demonstrating your overall suitability for the programme.

PROGRAM COUNTRY VS PARTNER COUNTRY

When applying for Erasmus Mundus programmes, applicants are classified as either *programme country* or *partner country* students. If you're a Pakistani national, you'll typically apply as a partner country candidate. However, the 12-month rule can change this status. If you've spent more than twelve months over the past five years studying, training, or working in one or more programme countries, you should apply as a programme country student instead. This five-year period is counted backward from the Erasmus Mundus Joint Master (EMJM) scholarship application deadline.

Understanding these categories is essential, as applying under the wrong classification can result in your application being rejected. Some programmes may require a "Residence Certificate" to verify your residency status, so be sure to gather the necessary documentation early.

Geographic Diversity and Scholarship Distribution

The Erasmus Mundus selection process is highly competitive, with a focus not just on academic excellence but also on ensuring geographic diversity. Typically, no more than 10% of the scholarships for any given programme, over four batches, can be awarded to students from the same country. There are exceptions to this rule when specific regions receive additional funding, and the distribution of scholarships can also differ for programme versus partner country applicants.

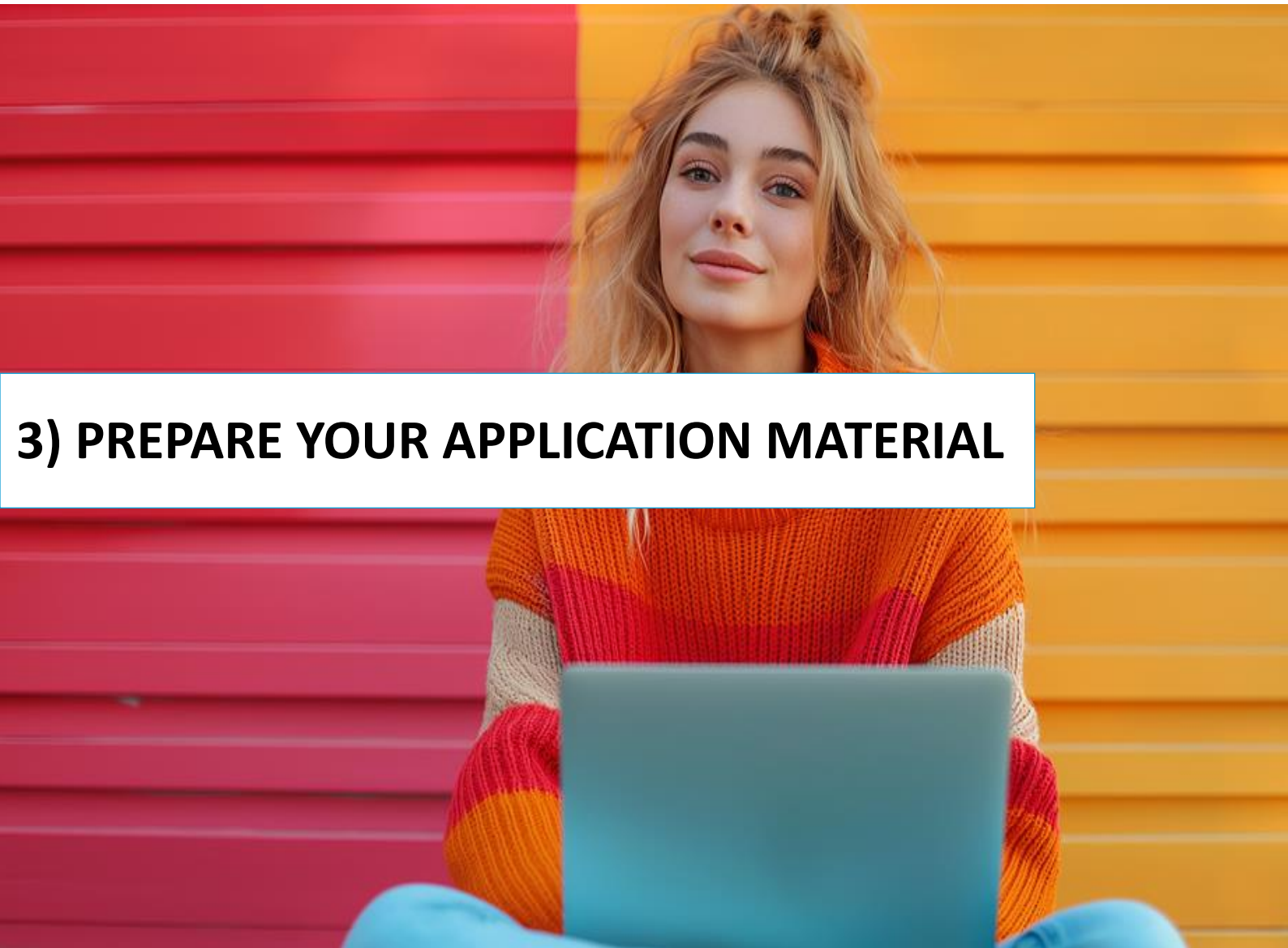
What is ECTS?
The European Credit Transfer and Accumulation System (ECTS) is a standardized way for European institutions to measure academic credits. For Pakistani students, there's no need to convert your credits to ECTS. A simple rule of thumb is that one full academic year in Pakistan typically equals 60 ECTS credits. This system makes it easier to assess your eligibility without requiring complex

While these guidelines may seem complex, try not to get too caught up in them. The most important thing is to focus on strengthening your application. Don't allow these technicalities to create doubts or diminish your motivation. Instead, concentrate on presenting the best possible version of yourself in your application. After all, even the smallest chance could lead to success.

For more detailed information about the countries classified as programme or partner countries, refer to the [Erasmus+ Programme Guide](#).

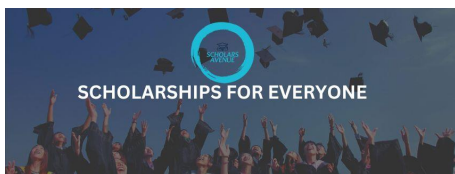
AN IMPORTANT ADVICE

It's crucial to remain truthful in your application, especially when it comes to your residency status and other relevant details. Misrepresentation can not only disqualify you but also undermine your future academic prospects. The key is to focus on giving your application the best possible effort, regardless of how complicated the selection process may seem. Sometimes, success is achieved through persistence, even if the odds appear small.



3) PREPARE YOUR APPLICATION MATERIAL

You can join the following Facebook groups for more information and guidance




SCHOLARSHIPS FOR EVERYONE

[JOIN LINK!](#)


Once you've selected your desired Erasmus Mundus programmes and familiarized yourself with their requirements, it's time to prepare your application and gather all the necessary documents. While the specifics may vary between programmes, many of the required documents are common across the board. Carefully reviewing the application guidelines for each programme is essential to ensure you submit everything in the correct format.


DOCUMENTS CHECKLIST FOR ERASMUS MUNDUS

Successfully applying for an Erasmus Mundus programme starts with gathering the right documents. Each programme has its own specific requirements, so it's important to make a **checklist** tailored to the programme you're applying to. This list helps you stay organized and ensures you submit everything required.



ERASMUS MUNDUS CHECKLIST





- BECHLOR'S DEGREE**

- ACADEMIC TRANSCRIPT**

- MOTIVATION LETTER**


- CURRICULUM VITAE**

- RECOMMENDATION LETTER**

- RESIDENCE CERITICATE**

- LANGUAGE PROFICIENCY**

- RANKING CERTIFICATE**



PREPARING YOUR DOCUMENTS

Don't just submit generic documents; customize your application materials to reflect the unique aspects of each programme. Tailoring your motivation letter, CV, and other documents to align with the programme's focus and values can significantly boost your chances. Highlight how your goals and experiences match the core objectives of the programme, demonstrating why you're an ideal candidate.

Some documents, such as academic transcripts or language certificates, may take time to obtain. Starting the process early will allow you to secure everything you need without feeling rushed. Staying organized by maintaining a checklist of all the necessary materials will help ensure you don't overlook any critical details. A well-prepared application, submitted well before the deadline, shows diligence and commitment, qualities that can set you apart from other candidates.

1. DEGREE CERTIFICATE

You'll need to upload scanned copies of your **certified degrees** when submitting your online application. "Certified" simply means issued by a recognized university with the required stamps and signatures.

- If your degree hasn't been issued yet, upload a **provisional certificate** from your university confirming it will be issued later. For final-year students, this certificate, known as a **Hope Certificate**, should state that you will complete your programme successfully.
- If you have a two-year bachelor's and two-year master's degree from Pakistan, which may not be internationally recognized, get an **equivalence certificate** from the Higher Education Commission (HEC) before applying.

Do you need Attestation/legalization of documents?

At the time of application, you don't need attested documents. If you're selected, you'll need to get your documents legalized for visa purposes. Pakistan is part of the Hague Apostille Convention, so you'll need to follow the **Apostille** process. For details, visit the Ministry of Foreign Affairs' website.

2. LANGUAGE PROFICIENCY CERTIFICATE

English proficiency is essential for Erasmus Mundus programmes, and most require a recognized test such as **IELTS**. Always check the specific requirements for overall scores and section scores.

- If your previous degree was in English, you may be able to submit a Medium of Instruction Certificate from your university, but this may not always be accepted, especially if you studied in a non-English-speaking country like Pakistan.
- For programmes with tracks in other languages, make sure to submit the necessary certificates for those languages if required.
- If you're waiting for your language test results after the deadline, contact the programme coordinator to check if you can submit your application with proof of test registration and send the results later.

3. OFFICIAL TRANSCRIPT

Submit your transcripts of records (mark sheets) along with your degree certificates. Make sure your transcripts include details about the grading system. If not, you may need to provide additional information from your university explaining the credit system.

- For final-year students, submit transcripts up to the latest semester along with the Hope Certificate.

4. CURRICULUM VITAE (CV)

Your CV is a crucial part of the application. It highlights your academic and professional achievements, skills, and experiences. Erasmus Mundus programmes usually recommend the [Europass](#) format for the CV, which is easy to create and professional-looking.

- Organize your CV clearly, with education listed before work experience if you're applying for further studies.
- Keep your CV concise and relevant to the programme.

By preparing these documents ahead of time and customizing them for the specific programme you're applying to, you'll increase your chances of a successful Erasmus Mundus application.

What should be the length of CV?

Honestly, it's subjective. I have seen people with 6 pages of CV winning in Erasmus Mundus Scholarship and also seen a guy winning with just one-page CV. Thumb rule is to include everything that is relevant to the program and exclude everything which is not relevant.

[You can also watch this video to better understand!](#)



CV Template Prepared by Usman

**Download CV
Template Here!
(Click)**



Muhammad Usman

Nationality: Pakistani **Gender:** Male **Email address:**

in LinkedIn: <https://www.linkedin.com/in/usman-awan-01/>

Home:

WORK EXPERIENCE

Job Title

Company [Duration]

* List at least 5 to 6 duties and skills you learned there in bullet form.

- * 1
- * 2
- * 3
- * 4
- * 5

Internship or Job title

Company [Duration]

* List at least 5 to 6 duties and skills you learned there in bullet form.

- * 1
- * 2
- * 3
- * 4
- * 5

EDUCATION AND TRAINING

Degree Title (Major)

University Name [Start-End Dates] Website: <https://nust.edu.pk/>

Write about your university rankings and courses you studied in 3 lines. You can also write about the skills you learned through this course.

FURTHER EDUCATION

Write titles of online courses and professional certifications you have. Just add 3 to 4 max.

- 1
- 2
- 3
- 4

RESEARCH & PRACTICAL EXPERIENCE

Undergraduate/Masters Thesis (Which is most recent and relevant)

Add 3 to line technical summary of your final year project

- 1
- 2
- 3

Add other research projects and semester projects you did (You can add most relevant upto 6 or 7 maximum.)

- 1
- 2
- 3
- 4
- 5
- 6

PUBLICATIONS

Write your publications references here. (Just References)

CONFERENCES AND SEMINARS

List two to three scientific conferences or seminars you participated

- 1
- 2
- 3

LANGUAGE SKILLS

Mother tongue(s): Urdu

English LISTENING C1 READING C1 WRITING C1 SPOKEN C1

DIGITAL SKILLS

List all software you can use or any other technical skills like FEM, Computer Programming, computational modelling etc.

PERSONAL PROJECTS

List your personal projects (if any) That you developed or organized (These are not scientific projects). In my case it was YouTube (Being a YouTuber) , my society in NUST which I led etc.

VOLUNTEERING & SOCIAL WELFARE WORK

List Volunteering or welfare projects you have been involved in any capacity (if any)

MANAGEMENT AND LEADERSHIP EXPERIENCES

List Management and leadership experiences you have been involved (if any)

NETWORKS AND MEMBERSHIPS

- Write the names of organizations and societies you have been involved

HONOURS AND AWARDS

- Write Academic Honours and Awards if any (Like if you have ever been in the top 3 of class, you won any award etc.)

HOBBIES AND INTERESTS

- Guitar
- Book Reading
- Traveling
- Gardening
- Current Affairs
- Cricket

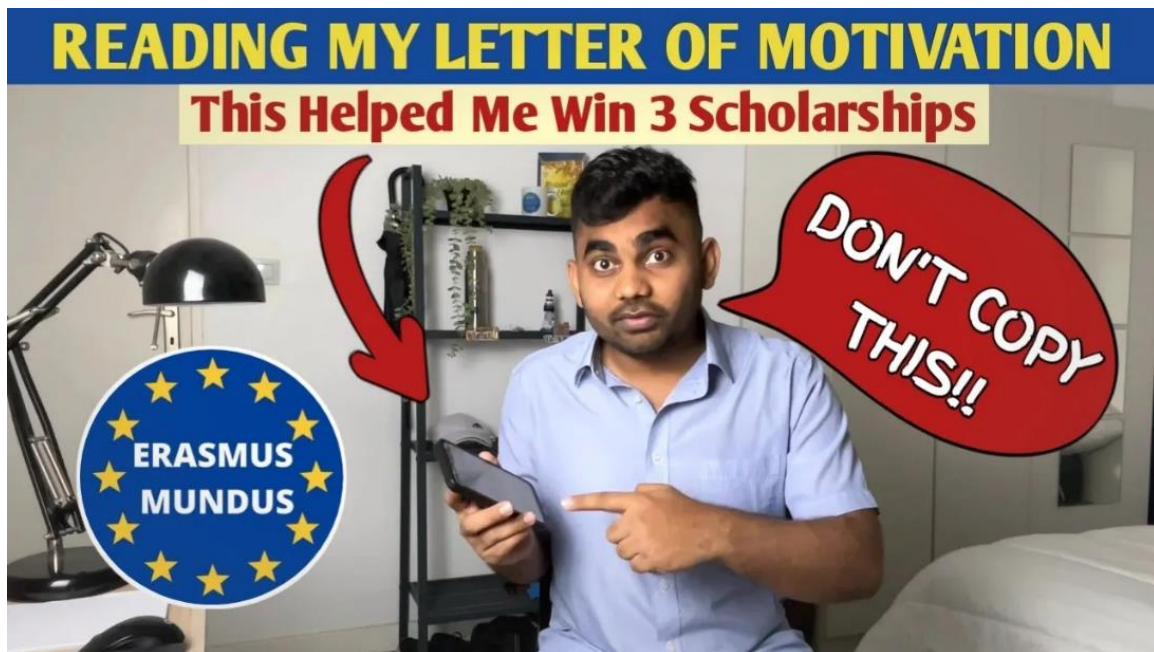
5. MOTIVATION LETTER

A **Motivation Letter** is one of the most critical parts of an application. It provides an opportunity to convey your personal story, career aspirations, and how you align with the program to which you're applying. Unlike a CV, which lists achievements, this letter allows you to explain why you're passionate about the field and how this specific program fits into your broader professional goals. Admissions committees use the motivation letter to distinguish between candidates with similar qualifications and experiences, making it a pivotal component of your application.

Why the Motivation Letter Matters?

1. **Personal Motivation:** The first step in writing an effective motivation letter is to convey what initially sparked your interest in the field. This should reflect your personal experiences, academic pursuits, or professional inspirations that have guided you towards this particular course. Share stories or key moments that shaped your decision to explore the chosen subject further.
2. **Interest in the Program:** Clearly express why this specific master's program appeals to you. Highlight the aspects that set it apart from other similar programs, such as its curriculum, faculty expertise, research opportunities, or unique facilities. Demonstrating a deep understanding of the program shows your commitment and that you've done your homework.
3. **Connection to Future Goals:** Link your motivations and past experiences to your future career goals. Whether you're aiming to enter a specific industry, become an expert in a niche field, or pursue further research, explain how this program will equip you with the knowledge, skills, and experiences necessary to achieve your ambitions. Specify the competencies or areas you want to develop and how they will serve your professional or academic future.
4. **Setting Yourself Apart:** The motivation letter allows you to distinguish yourself from other candidates. Highlight any unique experiences, accomplishments, or perspectives that demonstrate your qualifications and suitability for the program. This could include internships, projects, academic awards, or extracurricular activities that showcase your dedication to the field. Make sure to include specific examples to support your claims.

[You can also watch this video to better understand!](#)



What to Include in Your Motivation Letter

A motivation letter is not a repetition of your CV. Instead, use this space to offer new insights into your academic journey and personal motivations. Focus on the reasoning behind your choices and how your experiences shaped your goals. Avoid listing qualifications—use this letter to tell a more personal and cohesive story.

Tips for Writing an Effective Motivation Letter

- **Engage the Reader:** Start with a personal anecdote or interesting statement that reflects your passion for the field. Avoid using cliché quotes; instead, focus on something that genuinely represents your enthusiasm.
- **Avoid Rehashing Your CV:** The admissions committee already has your CV. Instead of repeating what's listed there, explain how your experiences relate to the program. Share the thought process and motivations behind your decisions.
- **Be Authentic:** Be genuine about your journey. Share your excitement and interest in the program in a way that reflects who you truly are, rather than what you think the committee wants to hear. Authenticity stands out and makes a lasting impression.
- **Highlight Key Experiences:** Choose the most relevant experiences that have prepared you for this program. Relate them to the skills and knowledge you'll need to succeed in the course, providing concrete examples whenever possible.

- **Be Specific:** Avoid generalizations and vague statements. Back up your claims with tangible examples—whether academic, professional, or personal—so your letter feels credible and well-grounded.
- **Maintain Structure:** Your letter should have a clear introduction, body, and conclusion. A well-organized letter makes it easier for the reader to follow and ensures that your message is compelling and concise.
- **Keep It Concise:** Be mindful of word count. Avoid unnecessary details and focus on what matters. Admissions committees often have limited time, so ensure your letter is to the point while maintaining depth. Every sentence should contribute to your overall narrative.
- **Showcase Strong Writing Skills:** This is also an opportunity to demonstrate your communication abilities. Ensure your letter is free from errors in grammar, punctuation, and syntax. Strong writing skills reflect professionalism and attention to detail.
- **Seek Feedback:** Before submitting, have someone—a mentor, professor, or peer—review your letter. They can provide a fresh perspective, identify gaps, and suggest improvements. This feedback can greatly enhance the quality of your letter.

[You can also watch this video to better understand!](#)



Download Motivation Letter Template Here! (Click)

Plagiarism and AI Tool?

If you're writing the letter yourself, plagiarism shouldn't be a concern. Focus on crafting original content, rather than worrying about checkers. As for AI tools, while they can assist with grammar and structure, your personal story and unique voice are irreplaceable. AI-generated content often lacks the personal touch that a good motivation letter requires, so write your letter with authenticity and creativity in your own voice.

6. RECOMMENDATION LETTERS

In addition to a motivation letter, strong recommendation letters can significantly strengthen your application. These letters, typically written by professors, supervisors, or mentors, validate your academic and professional qualifications, work ethic, and character. They offer an external perspective that reinforces the claims you make in your motivation letter.

Common Challenges

In some cases, especially in Pakistan, professors may be too busy to write recommendations or may ask you to draft the letter yourself. If asked to do so, ensure that the letter is honest and doesn't exaggerate your achievements. Focus on providing specific examples that the recommender can endorse.

Another challenge students often face is building strong relationships with potential recommenders. It's crucial to cultivate these relationships during your academic career, not after graduation. Professors are more likely to write a supportive letter if they have witnessed your dedication, academic prowess, and enthusiasm for the subject over time.

How Many Recommendations Are Required?

Download Recommendation Letter Template Here! (Click)

Most programs require two recommendation letters, though this can vary. Be sure to check the specific requirements of each program. Some may ask you to upload the letters with your application, while others might request the recommenders to submit them directly.

From Whom Should You Get Recommendations?

Academic recommendations are usually preferred, especially from professors who have taught you relevant subjects. However, if you have professional experience, one letter from a supervisor at work can add value. Make sure your recommenders are familiar with your academic or professional abilities and can provide specific examples of your skills.

[You can also watch this video to better understand!](#)



7. PROOF OF NATIONALITY

To demonstrate your nationality when applying for Erasmus Mundus programmes, you must provide a copy of your valid passport. This is a mandatory requirement across most programmes and serves as official proof of your citizenship.

If you do not currently possess a passport, it is crucial to begin the application process immediately. Processing times for passports vary depending on your country, and they can take anywhere from a few days to several weeks. Any delays in obtaining your passport may result in missing application deadlines for your chosen programmes.

By taking proactive steps and securing your passport in advance, you can ensure that you are fully prepared to submit your application on time. Additionally, double-check that your passport remains valid for the entire duration of your Erasmus Mundus programme to avoid complications later on.

8. RESIDENCE CERTIFICATE

A Residence Certificate is an important document required by many Erasmus Mundus programmes. It is used to verify your current place of residence and helps classify you as a "Programme Country" or "Partner Country" applicant. This classification significantly influences your eligibility for scholarships and travel contributions, so it is crucial to provide accurate documentation.

What Documents Qualify as Proof of Residence?

In most cases, a residence certificate issued by a local government authority, such as a municipal office, is considered sufficient. However, different Erasmus Mundus programmes may have varying requirements, and it's advisable to verify the specifics with the programme to which you are applying. Some common documents that can be used include:

- An **official residence certificate** from your local government or Union Council.
- A **letter from your employer, university, or training institution** confirming your current place of residence.
- **Utility bills** (electricity or water bills) issued in your name, showing your current address.


Ensure that any document you submit meets the following criteria:

- It must be **recent** (issued within the last 12 months).
- It should include your **full name, current address**, and the **date of issuance**.

What Doesn't Qualify as Proof of Residence?

- **Domicile certificates:** Although these confirm legal residency in a particular region, they do not verify your current physical address and therefore are not acceptable as proof of residence.
- **Passports or CNIC:** Neither of these documents can be used as proof of residence, as they are primarily meant to verify your identity or nationality, not your current address.
- **PRADO-listed documents:** PRADO (Public Register of Authentic Identity and Travel Documents Online) documentation, often mentioned on European programme websites, is not applicable for non-European applicants, including those from Pakistan. Follow the guidelines specified by the programme for your region.

RESIDENCE CERTIFICATE TEMPLATE



حکومت پنجاب پاکستان
THE GOVT OF PUNJAB PAKISTAN

CERTIFICATE OF RESIDENCE

It is certified that Mr. **Name** S/o **Father name**, having National Identity Card no. *********, Passport no. ********* is a permanent resident of *********. He has been living on above mentioned address since his birth i.e., since **date**.

This certificate is produced for the sole purpose of applying for further studies abroad and is valid for 180 days from the date of issuance.

|

Date of Issue: **December 05, 2022.**

Union Council Name

Download Residence Certificate Template Here! (Click)

9. SCHOLARSHIP APPLICATION FORM

When applying for Erasmus Mundus scholarships, it is essential to be aware that the application process can differ depending on the specific programme.

Automatic Scholarship Consideration

In many programmes, all applicants are automatically considered for the Erasmus Mundus scholarship. In such cases, there is no need to submit a separate application for the scholarship, the main programme application serves as your scholarship application by default.

Separate Scholarship Application Forms

However, some Erasmus Mundus programmes require separate application forms for scholarship applicants and self-funded candidates. If you are applying for the scholarship, ensure that you are filling out the correct form under the appropriate category—either **Programme Country** or **Partner Country**. Submitting the wrong form can disqualify you from scholarship consideration.

Additionally, some programmes might include a section within the main application form asking whether you want to apply for the Erasmus Mundus scholarship or about your financial situation. Be sure to complete this section as it helps the selection committee assess your funding eligibility.

Additional Documentation for Scholarship Applicants

In certain cases, you may be required to submit a separate scholarship application form alongside the general programme application. This form could request information about:

- Your financial status
- Your background

- Reasons for seeking the scholarship

Some programmes may even ask for an additional **motivation letter** justifying why you should be considered for the scholarship. Therefore, it is crucial to thoroughly review each programme's specific instructions regarding whether a separate scholarship form or additional documents are needed.

Key Tips for Completing the Scholarship Application

- Always check if a separate scholarship form is needed.
- Ensure that any required documents, such as financial information or motivation letters, are included.
- Follow all instructions carefully to avoid missing out on scholarship consideration.
- Allow sufficient time to gather the necessary materials and meet the deadlines for both the programme and scholarship applications.

10. EXPERIENCE CERTIFICATES

While experience certificates are not always a standard requirement for Erasmus Mundus applications, many programmes prefer to assess your professional experience through your **CV**. Specific certificates may only be requested later in the selection process if necessary.

Ways to Include Experience Certificates:

If you want to provide more detailed proof of your work experience without overloading your application, here are two options:

1. **Online Platforms:** Upload your experience certificates to a cloud storage platform such as **Google Drive** or **Dropbox**. Then, include a link to these documents in the relevant section of your CV. This allows the selection committee to verify your experience without cluttering your application with additional paperwork.
2. **Single PDF Submission:** If the programme's application portal has a section for uploading additional documents, you can combine all your certificates into one **PDF file** and upload them in that section. This method ensures that your documents are available without complicating the initial submission process.

Important Considerations:

- Only provide experience certificates if explicitly requested by the programme.
- Avoid overwhelming the application with unnecessary documents.

- If unsure, verify whether submitting experience certificates is beneficial for your application.

By following these guidelines, you ensure your Erasmus Mundus application is well-prepared, complete, and aligned with the programme's expectations.

11. PROGRAMME SPECIFIC DOCUMENTS

Many Erasmus Mundus programmes require additional or unique documents specific to their field of study. To ensure your application is comprehensive and tailored to the programme, carefully review the specific requirements for each one you are applying to. Here are some common programme-specific requirements:

Portfolio Submission

For creative fields such as **design**, **architecture**, or the **arts**, a portfolio is often a key part of the application process. This portfolio may include visual samples or a video showcasing your previous work and projects. It serves as an evaluation of your creativity and skills, so make sure it aligns with the programme's specific guidelines, such as:

- File format
- Maximum size
- Required content or specific focus areas

Additional Essay

Certain programmes, particularly in fields like **environmental studies** or **social sciences**, may require an additional essay on a designated topic. This essay allows the admissions committee to better understand your motivations, goals, and interests in the subject. Be sure to thoroughly address the prompt to showcase your passion and depth of understanding.

Specific Academic Requirements

Technical programmes may have strict prerequisites such as coursework in **mathematics**, **computer science**, or related fields. Even if your overall academic record is strong, missing these specific prerequisites could disqualify your application. In some cases, you might also be asked to provide additional documents like:

- A **class ranking certificate** to show your academic standing in comparison to your peers

- Proof of your university's ranking to verify the reputation of your educational institution

Make sure you thoroughly review and meet these requirements before submitting your application.

12. OTHER SUPPORTING DOCUMENTS

Some Erasmus Mundus programmes allow or even encourage applicants to submit additional supporting documents. While this presents an opportunity to strengthen your profile, it is important to be selective and strategic in what you include. Only add documents that genuinely enhance your application and demonstrate your qualifications.

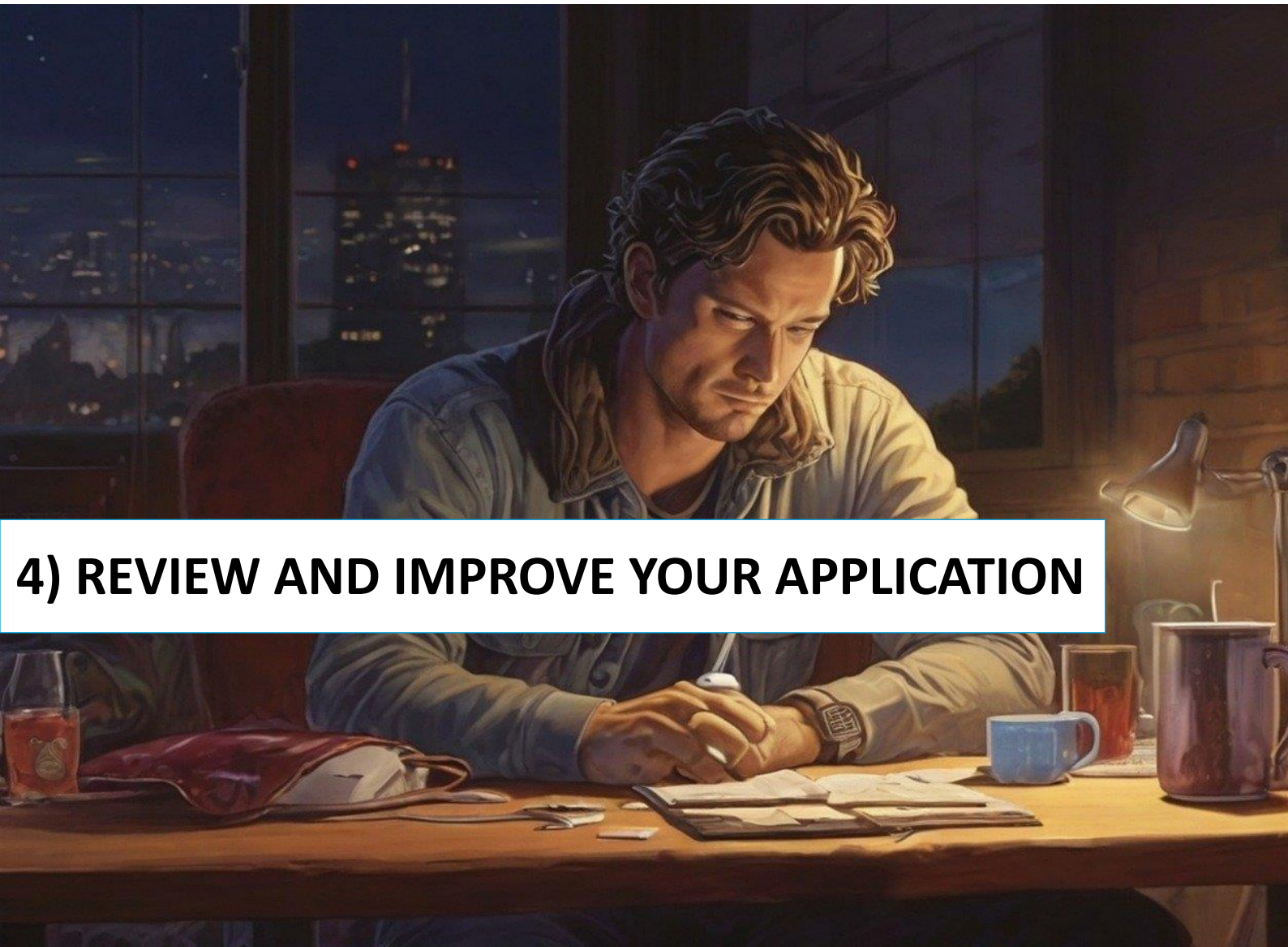
Strategic Document Submission

Adding unnecessary documents can dilute the impact of your application. For example, although **GRE scores** are not a mandatory requirement for any Erasmus Mundus programme, submitting a **strong GRE score** could highlight your analytical and quantitative skills. However, if your score is average or below average, it may be better to omit it to prevent drawing attention away from your strengths.

Similarly, only include additional **certificates, publications, or awards** if they are relevant to the programme you are applying to. For instance:

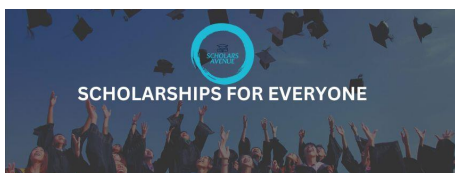
- **Publications** related to the programme's field of study can demonstrate your research skills.
- **Awards** for relevant academic or professional achievements can showcase your qualifications.

Adding irrelevant documents could clutter your application and make it harder for the admissions committee to focus on your most important accomplishments. Be strategic and ensure all your submissions add value to your overall candidacy.



4) REVIEW AND IMPROVE YOUR APPLICATION

You can join the following Facebook groups for more information and guidance



SCHOLARSHIPS FOR EVERYONE

[JOIN LINK!](#)

Now that you have all your documents prepared, it's a great time to seek expert advice. This step is optional but can be extremely beneficial in identifying any potential issues or areas for improvement in your application. Here are some key considerations when reviewing your documents:

THE IMPORTANCE OF EXPERT FEEDBACK

Seeking a review of your documents before submitting your Erasmus Mundus application can refine your application significantly. Alumni or experts familiar with the programme can provide valuable insights that may elevate your application.

1. Identifying Blind Spots:

- Experts can help spot errors or inconsistencies in your application that you might have overlooked after working on it for a long time.
- A fresh perspective can reveal areas lacking clarity or points that require further elaboration.

2. Aligning with Selection Criteria:

- Alumni possess firsthand knowledge of what worked for them and can guide you in aligning your application with the selection committee's expectations.
- Their feedback can help ensure your CV, motivation letter, and other documents clearly communicate your strengths and fit for the programme.

3. Professional Tone and Style:

- Engaging with experts can ensure that your tone and style remain professional and appropriate.
- They can assist in refining your motivation letter to make it inspiring and effectively communicate your passion and future goals.

BALANCING THE FEEDBACK WITH YOUR VISION

While alumni and experts can offer valuable insights, it's essential to remember that not all advice will suit your specific situation. Your understanding of your experiences, motivations, and goals may be the best guide for crafting your application.

- **Constructive Input:** Take their advice as input but judge whether it aligns with your vision and how you want to present yourself.
- **Authenticity:** Incorporate feedback that resonates with you while trusting your instincts to create an application that is both polished and authentic.

RULES OF ENGAGEMENT WITH ALUMNI AND EXPERTS

When seeking advice from alumni or experts during the application process, approach this step with care and respect. Here are some guidelines:

1. Do Your Homework First:

- Before reaching out, ensure your application is as polished as possible by researching programme requirements and aligning your documents with the guidelines.
- Demonstrating effort shows respect for their time and expertise.

2. Be Specific in Your Requests:

- Clearly state what kind of advice you need, whether on the structure of your CV, the tone of your motivation letter, or document alignment with programme goals.
- Specific requests help alumni and experts provide more relevant feedback.

3. Respect Their Time:

- Remember that alumni and professionals often have busy schedules. Be mindful of this and show appreciation for their time.
- Provide ample time for them to review your documents and avoid last-minute requests.

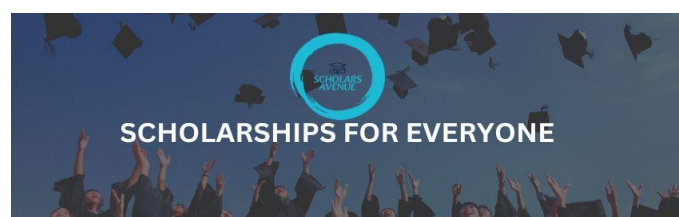
4. Follow Up Politely:

- If you don't receive an immediate response, allow some time before following up.
- When you do follow up, be polite and express gratitude for their time and feedback.

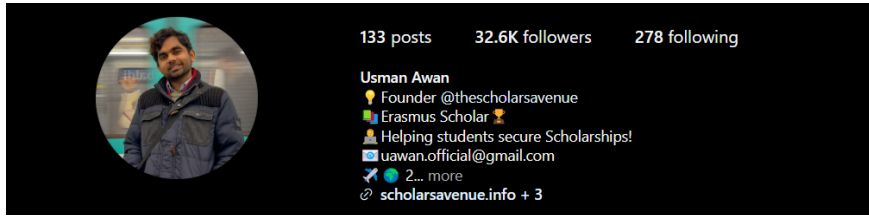
UTILIZING SOCIAL MEDIA FORUMS

Social media platforms can be invaluable resources for applicants seeking guidance and support. Groups like [Scholarships for Everyone](#) and [Erasmus Mundus Association Pakistan](#) on Facebook offer excellent platforms to connect with current students, alumni, and fellow applicants. These communities provide insights into the application process, tips for crafting strong CVs and motivation letters, and personal experiences from those who have successfully navigated the programme.

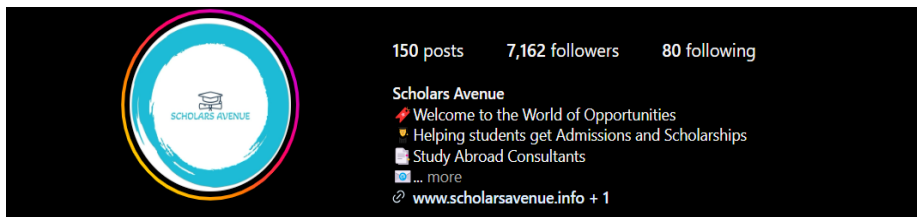
[Join Scholarships for Everyone](#)



Join Our Instagram Page



Join Scholars Avenue Page











STAY VIGILANT AGAINST SCAMMERS AND IMPOSTERS

While forums can be valuable resources, it's crucial to remain vigilant against imposters or self-proclaimed experts who may not have your best interests at heart. Some individuals may pose as experienced alumni or experts with the intent to scam applicants or obtain personal documents, like motivation letters. Therefore, it's essential to avoid sharing your documents openly or trusting unsolicited offers for help. Protect your personal information by refraining from sending full copies of your documents to people you do not know well and always cross-check the credentials of anyone offering advice or assistance. Stick to well-known and verified sources for guidance and, when in doubt, consult group admins or established members of the community.

OUR SERVICES

You can also consult our professional services at Scholars Avenue with Scholars who actually won scholarships! Visit [ScholarsAvenue.info](https://scholarsavenue.info)

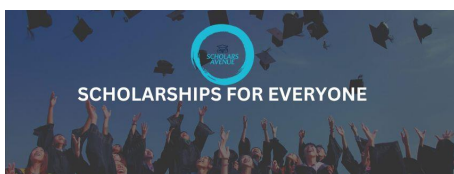
Services

			
Individual	Individual	Individual	Individual
FILLING OUT ADMISSION APPLICATIONS IN PUBLIC UNIVERSITIES	LETTER OF RECOMMENDATION PREPARATION	LETTER OF RECOMMENDATION REVIEW	CV/RESUME PREPARATION
€ 50	€ 30	€ 15	€ 40
Add to basket	Add to basket	Add to basket	Add to basket
			
Individual	Individual	Individual	Individual
CV / RESUME REVIEW	LETTER OF MOTIVATION/PERSONAL STATEMENT PREPARATION	LETTER OF MOTIVATION/PERSONAL STATEMENT REVIEW	UNIVERSITY SHORTLISTING
€ 20	€ 40	€ 20	€ 50
Add to basket	Add to basket	Add to basket	Add to basket



5) SUBMIT YOUR APPLICATION AND STAY ALERT

You can join the following Facebook groups for more information and guidance



SCHOLARSHIPS FOR EVERYONE

[JOIN LINK!](#)

Once you have finalized your documents and received the necessary feedback, it's time to submit your application. Each Erasmus Mundus programme has its own specific submission process, which may involve creating accounts, filling out application forms, and uploading required documents. It's essential to carefully follow these guidelines, paying particular attention to completing the correct forms for scholarship consideration and selecting the appropriate applicant category.

Reading every detail is crucial for submitting a flawless Erasmus Mundus application. Attention to detail ensures nothing gets overlooked, boosting your chances of success.

FOLLOW INSTRUCTIONS

Every Erasmus Mundus programme has its own website with a dedicated section for applications or a link to an external application portal. Since there is no centralized Erasmus Mundus portal used by all programmes, it is important to follow the specific application procedure for each programme.

Typically, the application process involves the following steps:

Registration on the Platform:

The first step is to register on the platform specified by the programme. This could be a dedicated portal for the consortium or the application platform of the coordinating university. If the programme uses the university's general admission portal, make sure you select the appropriate course designated for the Erasmus Mundus application, as some universities offer similar programmes with slightly different names. It's crucial to follow the instructions on the programme's website to ensure you register on the correct platform.

Filling Out the Application Forms:

Once registered, you will proceed to fill out the online application forms. Most programmes use a single form for both general applicants and Erasmus Mundus scholarship applicants. However, in some cases, separate links or forms are provided based on your applicant category (e.g., Programme Country or Partner Country). Ensure you are selecting the correct form to avoid complications.

Providing Personal and Academic Information:

Application forms are typically divided into sections. You will first provide your personal and identity information, such as your name, nationality, and contact details. Then, you will detail your academic history, including your degrees, qualifications, language proficiency, and any relevant experiences. Some programmes may also include a section regarding financial information or scholarship options. Ensure this section is filled out correctly, and if confused, seek advice from alumni or peers.

Uploading Documents:

Next, you will need to upload the required documents. The process can vary—some programmes have a single document upload section, while others require documents to be uploaded in different sections (e.g., uploading your passport in the personal information section and degree certificates in the academic section). Check the required format and ensure that the scanned copies are high-resolution, clear, and readable.

Submitting Reference Letters:

For reference letters, programmes may have different submission methods. Some ask you to provide the referee's name and email, and the referee will then receive a link to upload the letter directly. In other cases, you may upload the reference letter yourself, or occasionally, programmes may require reference letters to be mailed to a specified address. Follow the programme's specific instructions for correct submission.

Final Submission:

After completing all sections of the application and uploading all necessary documents, you can submit your application. Following submission, you may receive a confirmation email acknowledging receipt. In some cases, you will also be able to monitor the status of your application directly through the portal.

Remember!

A well-filled and carefully prepared Erasmus Mundus application is crucial for success. Attention to detail ensures that each section is properly completed and that all necessary documents are submitted in the correct format. Even small errors can lead to delays or disqualification. A complete and error-free application not only demonstrates professionalism but also reflects your commitment to the programme. Thoroughly reviewing each step, addressing uncertainties, and double-checking everything before submission significantly increases your chances of success. Always seek guidance if unsure, ensuring that every detail aligns with the programme's specific requirements.

POST-SUBMISSION: THE WAITING

After successfully submitting your application for the Erasmus Mundus programme, you enter the waiting phase. Each programme has its own evaluation process and timeline, so patience is essential. Notifications regarding your application outcome will be sent via email. Some programmes may even invite you for an online interview as part of the final decision-making process.

Embrace the Journey

While hoping for the best, be prepared for any outcome. Rejection is not the end; it's an opportunity for growth and learning. Keep your determination strong, using any setbacks as motivation for future success. Stay connected with your programme's communication channels for the latest updates.

THE EVALUATION PROCESS

The evaluation process varies across Erasmus Mundus programmes, typically assessing the following criteria:

- **Academic Achievements:** Your academic background and qualifications.
- **Professional Experience:** Relevant work experience that aligns with the programme.
- **Motivation:** Your motivation and fit for the programme's objectives.

The evaluation generally starts with an eligibility check, followed by a detailed assessment of your submitted materials, including your CV, motivation letter, academic records, and reference letters. Some programmes may prioritize professional experience, while others may focus on academic credentials or specific research interests. Thus, it's essential to tailor your application to the programme's strengths and focus areas.

INTERVIEW STAGE

For some programmes, an interview stage may be part of the evaluation process. Receiving an invitation for an interview is a positive sign, indicating your application has made an impression.

TIPS FOR SUCCESSFUL INTERVIEW:

1. **Be Confident:** Remember that your application stood out to receive an interview invitation.

2. **Understand Interview Content:** Prepare to discuss your CV, motivation letter, and other relevant details. Be knowledgeable about your academic background and any central topics related to the programme.
3. **Be Honest and Authentic:** If asked about specific points in your application, be ready to discuss them honestly. If you're unsure about something, it's better to admit it than provide incorrect information.
4. **Brush Up on Field-Specific Knowledge:** Be prepared to discuss key concepts relevant to the programme, especially if applying for a technical or scientific course.
5. **Demonstrate Presentation Skills:** If required to give a brief presentation, focus on the problem, methodology, and results. Use visual aids effectively but avoid overcomplicating with unnecessary jargon.
6. **Ask Questions:** Take advantage of the opportunity to ask questions at the end of the interview, reflecting your interest and engagement.

RESULTS AND NEXT STEPS

After completing the evaluation phases, you will be notified of the programme's decision, which can take several weeks to months. The possible outcomes include:

1. **Accepted with Scholarship:** This is the ideal outcome. You will receive a notification to confirm your participation, along with detailed instructions for the next steps, including visa processing. Note that some offers may be conditional.
2. **Accepted without Scholarship (Self-Funding):** While this may not be the desired outcome, it indicates your profile was strong enough for admission. You'll need to cover tuition and living expenses. Reach out to programme coordinators to clarify financial obligations and explore alternative funding opportunities.
3. **Rejection:** While disappointing, remember that rejection is a common part of the process. Many factors, including competition among strong applicants, can influence the decision. Use this as an opportunity to enhance your profile for future applications.

WHEN AND HOW TO APPEAL

If you believe there has been a clear administrative error in the evaluation of your application, you can file an appeal according to the Erasmus Mundus programmes' formal procedures. Appeals should be based on factual errors, such as a misunderstanding regarding submitted

documents, not personal opinions about the outcome. If your rejection was based on merit, it's important to accept the decision and continue improving for future opportunities.

THE RESERVED LIST

Being placed on the Reserved List means your application is strong but did not receive a scholarship due to limited funding. However, there is still a possibility of being upgraded to scholarship status if spots become available. Maintain communication with programme coordinators to stay updated and explore alternative funding options to prepare for any scenario.

GOOD LUCK!

As you embark on your Erasmus Mundus journey, remember that self-doubt can often be the biggest hurdle. Don't let a lack of confidence or the fear of failure prevent you from applying. Thousands of students from diverse backgrounds and academic profiles have successfully navigated this process, embarking on life-changing adventures in international education. You have every reason to believe you can join their ranks.

In Urdu, we say, "**Dar k aage jeet hai, larky.**" This means that victory lies just beyond fear.

The application process may seem daunting, but it's a chance to showcase your passion, skills, and determination. Each step you take, whether successful or not, offers valuable experiences and opportunities for personal growth. Don't let the fear of rejection hold you back—every great opportunity begins with a leap of faith.

Never give up, and always keep pushing forward. Wishing you all the best on this exciting journey!



Contact Me: (Click on Icons)

